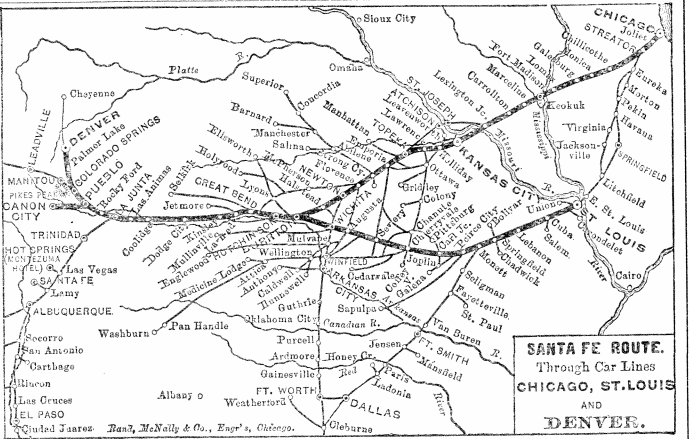


Santa Fé Route.

CHICAGO, ST. LOUIS AND DENVER LINE.

Westbound. Read down.			Eastbound. Read up.		
No. 3	No. 5	STATIONS.	No. 2	No. 4	
P. M. A. M.			A. M.	A. M.	
8:30	5:00 P.M.	Chicago arr.	6:30	11:00 A.	9:10
9:55	6:25 P.M.	Joliet	7:05	11:35 A.	9:45
11:30	8:00 P.M.	Streator	7:45	12:15 P.	10:20
2:31	9:13 P.M.	Galesburg	8:35	1:05 P.	11:10
4:25	10:40 P.M.	Ft. Madison	9:30	2:00 P.	12:05
8:25	4:42 A.M.	Marceline	1:45	6:55 P.M.	9:10
12:30	9:00 A.M.	arr. Kansas City	7:00	12:00 P.	5:10
A. M.			P. M.	P. M.	
10:05	10:20 A.M.	St. Joseph	9:45	5:45 P.M.	7:25
7:55	10:25 A.M.	St. Joseph	7:40	5:25 P.M.	7:25
8:45	11:25 A.M.	St. Joseph	8:50	4:35 P.M.	6:30
8:45	11:55 A.M.	Atchison	9:50	5:10	4:40
10:30	11:30	Topeka	5:40	7:05 P.M.	7:00
7:40	3:15	Leavenworth	11:05	6:40 P.M.	4:40
1:00	9:30 A.M.	arr. Kansas City	7:00	6:40 P.M.	4:40
12:15	10:55	Lawrence	5:27	5:20 P.M.	3:20
3:05	11:50	Topeka	4:20	4:35 P.M.	2:30
P. M.	A. M.		P. M.	A. M.	
8:15	8:25	St. Louis	6:30	8:30	8:30
12:35	6:05	Springfield	9:10	9:15	9:15
1:35	12:30	Cherryvale	2:31	3:07	3:07
5:00	9:35	Wichita	10:30	10:30	10:30
6:30	6:55	Burrton	9:10	9:15	9:15
8:27	7:15	Burrton	9:05	11:40 A.M.	9:05
8:50	8:05	Hutchinson	8:25	11:17 A.M.	8:35
10:23	10:20	Great Bend	6:17	9:50 A.M.	5:20
11:40	12:30	Kinsley	4:40	8:35 A.M.	5:20
12:01	9:30 P.M.	Dodge City	3:15	7:20 A.M.	4:05
1:43	2:10	Garden City	12:15	4:55 A.M.	1:15
4:00	5:20	Goodland	9:57	3:07 A.M.	11:12
6:00	6:39	Lamar	8:47	2:15 A.M.	9:10
6:40	7:50	Las Animas	7:40	12:50 N.T.	8:50
8:40	8:39	La Junta	7:00	12:50 N.T.	7:54
10:19	9:10	Rocky Ford	6:12	11:00 P.M.	9:10
12:20	11:00	Pueblo	4:05	11:00 P.M.	9:10
7:25	9:00 A.M.	Flores	7:53	12:15 P.M.	12:15
7:25	9:20 A.M.	Canon City	7:33	11:15 P.M.	11:15
8:45	1:13	Colorado Spgs.	2:10	9:15 P.M.	4:22
9:57	1:11	Palmer Lake	1:11	8:32 P.M.	3:37
11:55	1:15	Castle Rock	12:30	8:25	2:56
6:00	4:45	arr. Denver	11:05	6:00 P.M.	1:35



THROUGH CAR SERVICE.

Westbound—No. 3, daily, Pullman Palace and Tourist Sleeping Cars Chicago to La Junta; Chair Cars Chicago to La Junta and La Junta to Denver; Dining Car Chicago to Kansas City.

No. 5, daily, Solid Through Vestibule Train Chicago to Denver, with Palace Sleepers and Chair Cars; Dining Cars Chicago to Kansas City and Pueblo to Denver; Through Sleeper Chicago to Ogden, via Colorado Springs; Pullman Palace Sleeper St. Louis to Burrton.

No. 1-7, daily, Pullman Palace Sleeping Car Kansas City to Hutchinson and La Junta to Denver; also from Kansas City to Houston. Free Chair Cars Kansas City to Caldwell and Galveston, Kansas City to Superior and Kansas City to Denver.

Eastbound—No. 4, daily, Parlor Chair Cars Denver and Colorado Springs to La Junta and La Junta to Chicago; Pullman Palace and Tourist Sleepers La Junta to Chicago; Dining Car Kansas City to Chicago.

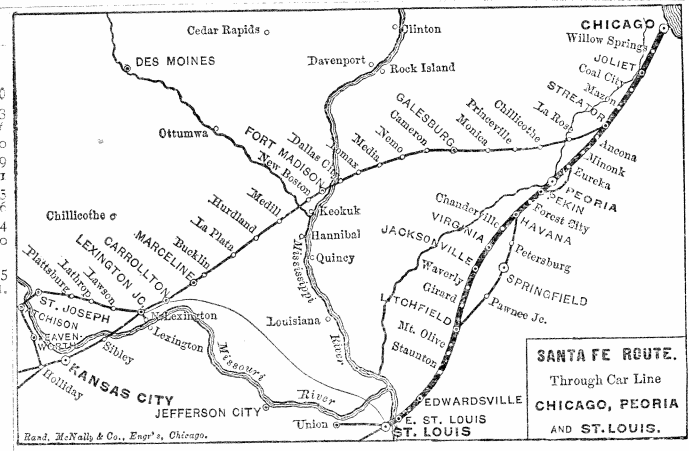
No. 6, daily, Solid Through Vestibule Train with Pullman Palace Sleepers and Chair Cars Denver to Chicago; Dining Cars Denver to Pueblo and Kansas City to Chicago; Through Palace Sleeper, Ogden to Chicago without change, via Colorado Springs.

No. 8-2, daily, Pullman Palace Sleeping Car Denver to La Junta, Hutchinson to Kansas City and Houston to Kansas City; Free Chair Cars Galveston and Caldwell to Kansas City, Superior to Kansas City and Denver to Kansas City; Palace and Tourist Sleepers and Dining Car Kansas City to Chicago.

A 117-mile Panorama of Rocky Mountains between Pueblo and Denver.

CHICAGO, PEORIA AND ST. LOUIS LINE.

Southbound. Read down.			Northbound. Read up.		
No. 19	No. 11	STATIONS.	No. 13	No. 14	
P. M. A. M.			A. M.	P. M.	
5:20	7:55	Chicago	7:55	8:00	1:30
6:19	8:51	Willow Springs	8:27	12:43	12:43
6:35	9:09	Lemont	8:43	12:25	12:25
6:45	9:15	Lockport	9:09	12:10	12:10
7:49	10:11	Joliet	6:30	6:25	11:59
8:50	11:04	Mazon	6:45	6:20	10:51
9:42	11:43	Streator	4:45	4:40	9:53
10:26	12:20	Mironk	4:07	3:51	9:07
11:15	1:00	Peoria	3:30	3:15	8:24
1:05	1:15	Peoria	2:50	2:35	7:20
2:01	2:07	Peoria	2:40	2:25	6:16
2:08	2:17	Forest City	1:48	1:26	5:18
2:35	2:44	Havana	1:13	1:25	4:15
3:11	3:15	Chandlerville	12:38	12:17	3:11
3:27	3:32	Virginia	12:20	12:02	2:07
4:00	4:05	Jacksonville	11:55	11:38	1:04
4:34	4:42	Waverly	11:15	10:57	12:00
4:47	4:55	Lower	11:03	10:45	10:45
4:57	5:06	Virden	10:53	10:35	9:31
5:04	5:14	Girard	10:43	10:25	8:27
5:45	5:59	Litchfield	10:05	9:45	7:23
6:14	6:23	Stanton	9:35	9:15	6:14
6:45	7:00	Edwardsville	9:05	8:43	5:04
7:30	7:45	East St. Louis	8:25	8:00	4:00
7:45	8:00	arr. St. Louis	8:10	7:45	3:00



THROUGH CAR SERVICE.

Southbound—Trains Nos. 17 and 11 run solid Chicago to St. Louis, via Peoria. No. 17 carries Free Reclining Chair Cars (buffet lunches served); No. 11 Pullman Palace Compartment Sleeping Cars and Free Reclining Chair Cars Chicago to St. Louis.

Northbound—Trains Nos. 13 and 20 run solid St. Louis to Chicago, via Peoria. No. 20 carries Free Reclining Chair Cars (buffet lunches served); No. 13 Pullman Palace Compartment Sleepers and Free Reclining Chair Cars St. Louis to Chicago.

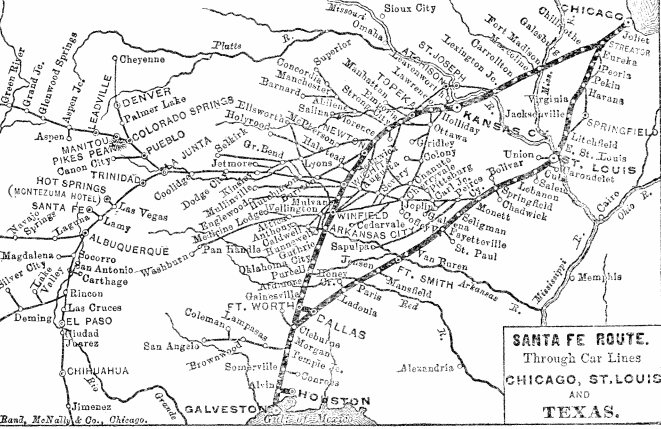
The Red Express (Nos. 11 and 18) is the Travelers' Delight. Compartment Sleepers of modern make, richly furnished.

Santa Fé Route.

OKLAHOMA AND TEXAS LINE.

VIA KANSAS CITY AND PURCELL.

Read down.			Read up.		
No. 11	No. 7	STATIONS.	No. 6	No. 2	No. 4
A. M.			A. M.	A. M.	
7:55	5:00 P.M.	Chicago	11:00 A.M.	6:30	9:10
8:45	6:25 P.M.	Joliet	9:35 A.M.	8:05	7:45
9:13	8:00 P.M.	Galesburg	4:48 A.M.	9:58	3:05
10:05	9:00 A.M.	arr. Kansas City	7:00 P.M.	9:05	5:10
A. M.			P. M.	P. M.	
7:55	7:55 A.M.	St. Joseph	7:25 P.M.	7:40	7:25
8:45	8:45 A.M.	Atchison	6:30 P.M.	6:50	6:30
9:35	9:30 A.M.	St. Joseph	6:40 P.M.	7:00	6:40
10:20	10:20 A.M.	Topeka	4:30 P.M.	4:20	1:55
11:05	11:05 A.M.	Emporia	2:30 P.M.	1:30	1:30
12:00	12:00 P.M.	Newton	12:30 P.M.	10:15	9:05
A. M.			P. M.	P. M.	
8:25	8:15 P.M.	St. Louis	6:10	6:10	6:10
9:05	8:25 P.M.	Springfield	5:30	5:30	5:30
10:20	11:52 A.M.	Cherryvale	4:20	4:20	4:20
11:20	4:55 P.M.	Wichita	10:35	10:35	10:35
P. M.			A. M.	A. M.	
7:30	5:20 P.M.	Wichita	11:05 A.M.	8:55	7:50
9:10	6:50 P.M.	Winfield	9:33 A.M.	7:15	6:10
10:00	7:40 P.M.	Arkansas City	8:45 A.M.	6:30	5:25
1:05	11:10 P.M.	Cuthrie	5:35 A.M.	3:20	2:15
1:41	11:51 P.M.	Edmond	4:35 A.M.	2:40	1:35
2:30	12:25 N.T.	Oklahoma	4:26 A.M.	2:10	1:05
3:20	1:07 A.M.	Norman	3:47 A.M.	1:33	0:28
4:10	1:45 A.M.	Purcell	3:55 A.M.	1:25	0:20
5:00	2:25 A.M.	Armored	11:58 P.M.	10:30	9:15
6:00	3:05 A.M.	Gainesville	10:25 P.M.	9:10	8:00
7:00	3:50 A.M.	Ft. Worth	8:10 P.M.	6:50	5:40
8:00	4:35 A.M.	Cleburne	7:00 P.M.	5:35	4:25
9:00	5:20 A.M.	Dallas	6:30 P.M.	4:35	3:25
10:00	6:05 A.M.	Wichita	5:10 P.M.	3:38	2:28
11:00	6:50 A.M.	Morgan	3:10 P.M.	1:10	0:05
12:00	7:40 P.M.	Temple	1:04 P.M.	11:30	10:20
1:00	8:30 P.M.	Milano	12:55 N.T.	11:45	10:35
A. M.			P. M.	P. M.	
4:10 P.M.	11:05 A.M.	Milano	12:55 N.T.	11:45	10:35
5:25 P.M.	12:25 P.M.	Austin	9:55 A.M.	8:40	7:25
6:40 P.M.	1:55 P.M.	San Antonio	6:50 A.M.	5:35	4:20
8:00 P.M.	3:25 P.M.	Somerville	11:50 A.M.	10:20	9:05
9:15 P.M.	4:10 P.M.	Houston	6:50 A.M.	5:35	4:20
10:30 P.M.	5:00 P.M.	Galveston	6:20 A.M.	5:05	3:50



THROUGH CAR SERVICE.

West and South—No. 5, daily, is a solid train, Chicago to Newton, via Kansas City, with Palace Sleepers, Chair Cars, and Dining Cars. Pullman Palace Sleepers, Chicago to Galveston, without change. Chair Car Newton to Galveston.

No. 13, daily, carries Chair Cars, Kansas City to Galveston, via Wichita and Ft. Worth, without change.

No. 1-7, Pullman Palace Sleeping Cars Kansas City to Houston and Hutchinson. Chair Cars Kansas City to Superior, Denver and Caldwell. Through Chair Car St. Louis to Cleburne, via Frisco Line, Wichita and Purcell. Vestibule Sleeper, Chair Car and Dining Car Cleburne to Galveston.

East and North—No. 6, daily, carries Pullman Palace Sleepers and Chair Cars Galveston to Chicago. Dining Cars Kansas City to Chicago.

No. 8-2, daily, carries Pullman Palace Sleeper Houston to Kansas City. Chair Cars Caldwell Superior and Denver to Kansas City. Through Chair Car Cleburne to St. Louis, via Purcell, Wichita and St. L. & S. F. Ry. Palace Sleeper, Tourist Sleeper and Dining Car Kansas City to Chicago. Vestibule sleeper, Chair Car and Dining Car Galveston to Cleburne (en route to St. Louis).

VIA ST. LOUIS AND DALLAS.

Southbound—No. 7-5, daily, carries Day Coaches and Chair Cars Chicago to St. Louis, via J. S. E. Line connecting in Union Depot with Solid Vestibule train St. Louis to Galveston, via Paris and Dallas, without change, equipped with Drawing-room Sleepers, Chair Cars and Dining Cars.

No. 11, daily, carries Pullman Compartment Sleeper and Chair Cars Chicago to St. Louis, connecting with Pullman Buffet Sleeper St. Louis to Dallas. Pullman Sleeper and Chair Car Cleburne to Galveston.

Northbound—No. 6-2, daily, carries same equipment northbound as the corresponding train 7-5 carries in the opposite direction.

No. 2-2, daily, takes same equipment as the corresponding southbound train 11-1.

SOUTHERN KANSAS AND PAN HANDLE LINE.

VIA FRISCO LINE.		Westbound.		STATIONS.		Eastbound.	
No. 1	No. 2	1-203	5-20		202-4	204-2	
		P. M.	A. M.		A. M.	P. M.	
Lve. St. Louis	(St. L. & S. F.)	8:25 A.M.	3:00 A.M.	5:00	arr. Chicago	9:10	6:30 A.M.
Lve. Springfield	"	6:05 P.M.	9:10 P.M.	9:10	arr. Kansas City	5:00	6:50 A.M.
Lve. Wichita	"	3:00 A.M.	11:50 P.M.	11:55	arr. Ottawa	2:25	4:25 A.M.
Lve. Wichita	(A. T. & S. F.)	7:30 A.M.	12:00 N.T.	1:02	arr. Garnett	1:45	3:27 A.M.
Lve. Winfield	"	8:50 A.M.	2:17 A.M.	2:25	arr. Humboldt	12:23	2:17 A.M.
Lve. Wellington	"	11:10 A.M.	2:45 A.M.	2:50	arr. Chanute	12:01	1:55 A.M.
Lve. Pan Handle	"	1:45 A.M.	4:10 P.M.	4:10	arr. Cherryvale	10:25	12:20 N.T.
Lve. Pan Handle	(A. T. & S. F.)	4:25 A.M.	4:58 P.M.	4:58	arr. Independence	9:53	11:45 P.M.
Lve. Wellington	"	6:35 P.M.	11:02 A.M.	11:02	arr. Wellington	6:35 P.M.	6:35 P.M.
Lve. Winfield	"	7:15 P.M.	12:30 N.T.	12:30	arr. Harper	4:00 P.M.	4:00 P.M.
Lve. Wichita	"	8:55 P.M.	1:05 P.M.	1:05	arr. Atchison	3:33 P.M.	3:33 P.M.
Lve. Wichita	(St. L. & S. F.)	10:35 P.M.	1:58 P.M.	1:58	arr. Kiowa	2:43 P.M.	2:43 P.M.
Lve. Springfield	"	9:00 A.M.	9:50 P.M.	9:50	arr. Canadian	8:05 A.M.	8:05 A.M.
Lve. St. Louis	"	6:30 P.M.	1:45 A.M.	1:45	arr. Pan Handle	4:25 A.M.	4:25 A.M.

Through Solid Vestibule Trains between St. Louis and Galveston.

THROUGH CAR SERVICE.

No. 203. Night Express.—Daily. Pullman Palace Sleeping Car Kansas City to Wellington, via Ottawa, Chanute, Cherryvale, Independence and Longton. No. 204. Night Express.—Daily. Pullman Palace Sleeping Car Wellington to Kansas City, via same route as No. 203.

ST. JOSEPH, ATCHISON AND TOPEKA LINE.—Nos. 107 and 108. Night Express.—Daily. Reclining Chair Cars and other first-class equipment between St. Joseph and Topeka, via Atchison. Lighted by electricity. Nos. 105 and 106. Day Express.—Daily. Free Reclining Chair Cars between Topeka and St. Joseph, via Atchison.

CHICAGO AND MISSOURI RIVER LINE.—No. 5. Fast Vestibule Express.—Daily. This is a solid Pullman Vestibule train, en route to Pueblo, Colorado Springs, Denver and Ogden, with Dining Car, Reclining Chair Cars (seats free) and Pullman Palace Sleeping Cars. "HANDSOMEST TRAIN IN THE WORLD." No. 6. Fast Vestibule Express.—Daily. The equipment of No. 6 is exactly the same as that of No. 5. "HANDSOMEST TRAIN IN THE WORLD."

No. 3. California Limited.—Daily. Carries Pullman Palace Sleeping Cars, also Pullman Tourist Cars Chicago to Kansas City, en route to California; Chair Car and Dining Car, Chicago to Kansas City.

No. 4. Columbian Limited.—Daily. Carries the same equipment eastbound that No. 3 carries westbound, except San Francisco Sleepers.

Nos. 1 and 2. Colorado and Oklahoma Express.—Daily. Train No. 1 carries first-class equipment from Chicago to Kansas City. No. 2 carries Pullman Palace and Tourist Sleepers Kansas City to Chicago. Also Dining Car Kansas City to Fort Madison.

NEWTON AND OMAHA LINE.—Nos. 8-307. Express.—Carries Through Coach Newton to Omaha, via Strong City, Abilene, Concordia and Superior, connecting with Fremont, Elkhorn & Missouri Valley R.R. for Omaha. Daily, except Sunday. Nos. 308-7. Express.—Same equipment southbound as No. 8-307 carries northbound.

ST. LOUIS, OKLAHOMA AND TEXAS LINE.